

1M: 1.9% **12M:** -4.9% **3yr Ann:** 5.2% **3yr Vol:** 7.2%

Description

The Cor Capital Fund is an Australian registered managed investment scheme that seeks to generate stable positive returns, regardless of prevailing economic or financial market conditions.

It is commonly used as an alternative asset within a broader strategic asset allocation or as a standalone medium-term absolute return investment.

The objective of the Fund is to generate medium to long term returns, without significant interim drawdowns, by investing and trading in developed-market equities, precious metals, fixed interest and cash. The Fund portfolio is highly liquid and diversified.

Fund Total Return as of 28 February 2019 (net of fees)

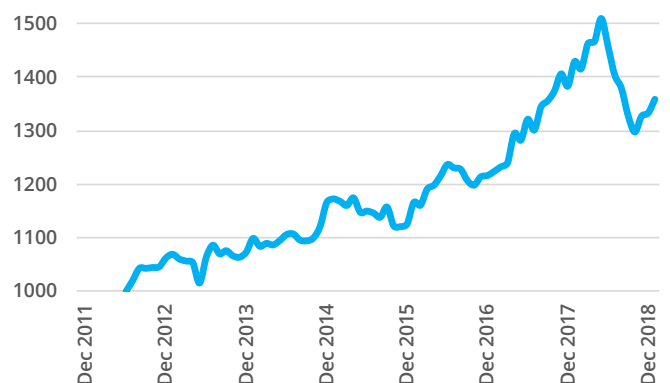
	Return
1-Mth	1.9%
3-Mth	4.7%
6-Mth	-3.2%
CYTD	2.4%
1-Yr	Ann. -4.9%
3-Yr	Ann. 5.2%
3-Yr	Volatility 7.2%

Past Performance is not a reliable indicator of future performance.*
Source of performance: Cor Capital

Fund Details

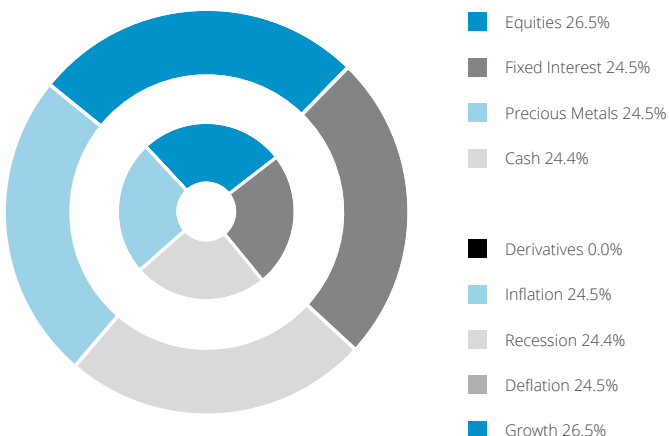
Type	Absolute Return / Alternative
Strategy	Multi-strategy / Multi-asset
Objective	Maximise return above change in CPI over 3 year periods without generating a negative return over any 12 month period
Inception date	8 August 2012
Net Asset Value / Redemption Price	1.0303/1.0288
Currency	AUD
Liquidity	Daily
Minimum investment	A\$25,000
APIR code	COR0001AU
ARSN	609 666 042

Track Record: August 2012 - February 2019

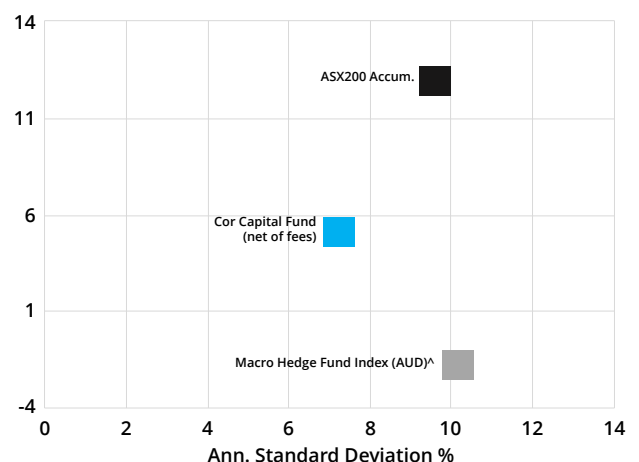


Track record chart displays the change in value of \$1000 invested in the Cor Capital Fund since its inception in August 2012. **Past Performance is not a reliable indicator of future performance.***

Asset Allocation / Risk Allocation



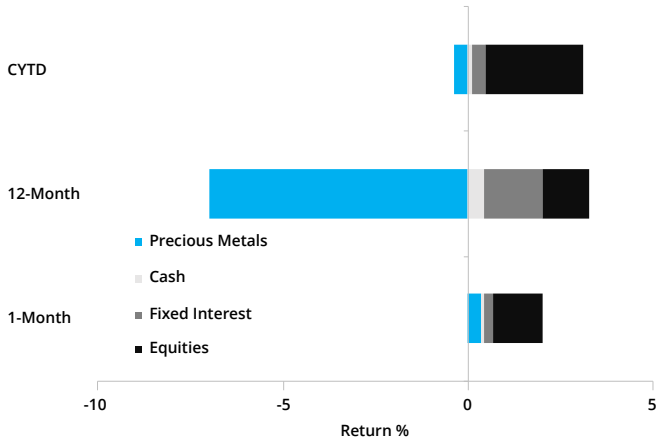
Risk vs Return over 3 years



Risk vs Return chart compares annualised 3-year returns to risk as measured by the annualised standard deviation of returns. Source: Bloomberg, Cor Capital

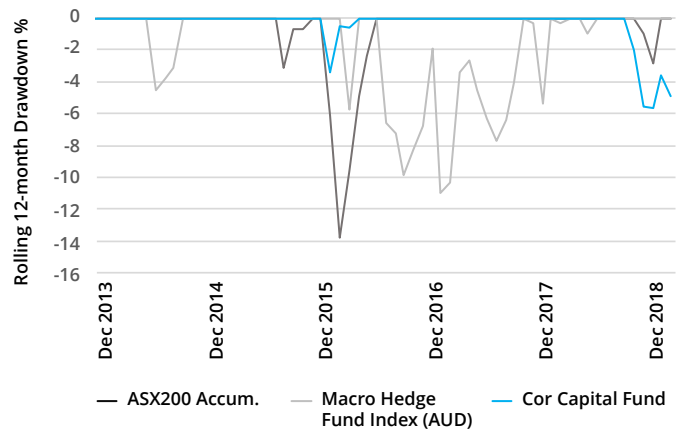
Cor Capital Fund

Attribution (gross of fees)



Attribution chart displays the contribution made by each asset class to the Total Return of the Fund over the relevant time period, as represented by the net of positive and negative contributions.

Drawdowns



Drawdowns chart compares 12-month rolling negative total returns, where applicable, for each Fund or index. Source: Bloomberg, Cor Capital

Tail Risk Analysis: Worst of ASX200 v. Fund

Rank	Lowest ASX200 Return (%)	Date	Fund Return (%)	Diff.
1	-7.79	Aug-15	-0.34	7.45
2	-6.05	Oct-18	-3.68	2.37
3	-5.48	Jan-16	0.43	5.91
4	-5.38	Sep-14	-1.03	4.35
5	-5.30	Jun-15	-2.29	3.02
6	-4.50	May-13	-0.28	4.23
7	-3.77	Mar-18	-0.92	2.85
8	-3.25	Nov-14	0.48	3.74
9	-3.03	Jan-14	0.92	3.95
10	-2.96	Sep-15	-0.66	2.29
11	-2.75	May-17	4.38	7.14
12	-2.45	Jun-16	1.45	3.91
13	-2.32	Jun-13	-3.61	-1.29
14	-2.21	Nov-18	-2.31	-0.10
15	-2.21	Mar-13	-0.83	1.38
Total	-59.46		-8.28	51.19
Av.	-3.96		-0.55	3.41

Past Performance is not a reliable indicator of future performance.*
Source of performance: Bloomberg, Cor Capital

12-Month Return Correlations

Balanced 60/40	62.7%
Aus Fixed Interest	15.1%
Aus Equities	61.5%
Gbl Equities (AUD)	22.4%
Hedge Funds (AUD)	28.5%

Correlation measures the degree to which two strategies or indices move in relation to each other with 100% implying a perfect positive relationship.

Additional Information

Management Fee	1.0% p.a.	Responsible Entity	Equity Trustees
Performance Fee	N/A	Custodian	BNP Paribas
Fund expenses	0.35% p.a.	Distribution Frequency	6-monthly
Unit price spread	0.15%	Hist. 12-month Distribution Yield	8.31%

Cor Capital Fund

Monthly Performance History (net of fees)

Year	Jan	Feb	Mar	Apr	May	Jun	Jul	Aug	Sep	Oct	Nov	Dec	CYTD
2019	0.46%	1.92%	-	-	-	-	-	-	-	-	-	-	2.38%
2018	-1.64%	3.31%	-0.92%	3.30%	0.29%	2.91%	-3.41%	-3.70%	-1.76%	-3.68%	-2.31%	2.25%	-5.62%
2017	0.20%	0.63%	0.70%	0.60%	4.38%	-0.93%	3.03%	-1.52%	3.33%	0.83%	1.34%	2.33%	15.80%
2016	0.43%	3.57%	-0.44%	2.59%	0.59%	1.45%	1.73%	-0.50%	-0.21%	-1.71%	-0.71%	1.29%	8.26%
2015	4.00%	0.56%	-0.40%	-0.65%	1.23%	-2.29%	0.20%	-0.34%	-0.66%	1.67%	-3.04%	-0.12%	0.00%
2014	0.92%	2.34%	-1.34%	0.50%	-0.26%	0.76%	1.01%	0.10%	-1.03%	-0.13%	0.48%	1.93%	5.35%
2013	1.57%	0.63%	-0.83%	-0.36%	-0.28%	-3.61%	4.71%	2.14%	-1.49%	0.55%	-0.90%	-0.22%	1.70%
2012	-	-	-	-	-	-	-	2.03%	2.25%	0.02%	0.16%	0.13%	4.64%

Past Performance is not a reliable indicator of future performance.*

Source of performance: Cor Capital

Contact Us

T +61 3 9225 5273

E contact@corcapital.com.au

*Past Performance is not a reliable indicator of future performance. Net-of-fees performance is based on end-of-month redemption prices after the deduction of fees and expenses and the reinvestment of all distributions. Gross-of-fees performance is the net return with fees and expenses added back. Figures include changes in principal value. Investment return and principal value will vary, and an account may be worth more or less at termination than at inception. For further details, please refer to the fund's product disclosure statement and reference guide which are available from EQT or Cor Capital.

^Hedge Fund Research HFRX Macro/CTA Index

Disclaimer:

Important Information: This report ('Report') has been produced by Cor Capital Pty Ltd ('Cor Capital') ABN 37 155 801 817, AFSL 419924 and has been prepared for informational purposes only and does not constitute an offer to sell or a solicitation of an offer to purchase any security of financial product or service. Any such offer or solicitation shall be made only pursuant to a Product Disclosure Statement or other offer document (collectively 'Offer Document') relating to a Cor Capital financial product or service. A copy of the relevant Offer Document relating to a Cor Capital product or service may be obtained by calling Cor Capital on 03 9225 5273 or by visiting www.corcapital.com.au. This Report does not constitute a part of any Offer Document issued by Cor Capital. Past performance is not necessarily indicative of future results and no person guarantees the performance of any Cor Capital financial product or service or the amount or timing of any return from it. This material has been provided for general information purposes and must not be construed as investment advice. Neither this Report nor any Offer Document issued by Cor Capital takes into account your investment objectives, financial situation and particular needs. In addition to carefully reading the relevant Offer Document issued by Cor Capital you should, before deciding whether to invest in a Cor Capital financial product or service, consider the appropriateness of investing or continuing to invest, having regards to your own objectives, financial situation or needs. Cor Capital strongly recommends that you obtain independent financial, legal and taxation advice before deciding whether to invest in a Cor Capital financial product or service. The information contained in this Report may not be reproduced, used or disclosed, in whole or in part, without prior written consent of Cor Capital.

Equity Trustees Limited ('Equity Trustees') (ABN 46 004 031 298), AFSL 240975, is the Responsible Entity for the Cor Capital Fund. Equity Trustees is a subsidiary of EQT Holdings Limited (ABN 22 607 797 615), a publicly listed company on the Australian Securities Exchange (ASX: EQT) and is the Responsible Entity. This Monthly Report and Fact Sheet has been prepared by Cor Capital Pty Ltd ('Cor Capital') (ABN 37 155 801 817, AFSL 419924), to provide you with general information only. In preparing this Monthly Report and Fact Sheet, we did not take into account the investment objectives, financial situation or particular needs of any particular person. It is not intended to take the place of professional advice and you should not take action on specific issues in reliance on this information. Neither Cor Capital, Equity Trustees nor any of its related parties, their employees or directors, provide and warranty of accuracy or reliability in relation to such information or accepts any liability to any person who relies on it. Past performance should not be taken as an indicator of future performance. You should obtain a copy of the Product Disclosure Statement before making a decision about whether to invest in this product.